

SCORPIUS PRO 445

The Scorpius PRO 445 is the newest addition to our product range. This is the next-generation Scorpius work light with improved design, the very latest in LED technology, and improved color rendering. For your safety, this light has superior electromagnetic compatibility. The Scorpius PRO 445 offers better mechanical properties, is lighter in weight, and has a new lens material with exceptional heat tolerance. It has an asymmetric wide flood feature and a light output of 4400 lumens.

Available: TBA

Not all products are available in all markets. During continuous improvement specifications and design are changing. All values are nominal values. Illustrations do not necessarily show the design of every version and some features are version specific. The lumens output varies depending on lens colour.



TECHNICAL DATA

Theoretical Lumens Output	7000 lm	Shock	60G
Operational Lumens Output	4400 lm	Vibration	15.3Grms 24-2000Hz
Colour Temperature	5000 K	Lens	Grilamid® (registered trademark of EMS-GRIVORY)
Nominal Voltage DC	12 - 24 V	Body	Aluminium
Input Voltage DC	9 - 32 V	Weight	1.1 kg
Power Consumption	50 W	IP Rating	IP68, IPK6K9K, SAE J1455
Nominal Current at	24V=2.1A, 12V=4.2A	Salt Spray Test	ISO 9227 240H
Connector	Built-in Deutsch DT-2 (2-pin)	EMC	CISPR 25 Class 5, ISO 13766, ISO 14982, ISO 7637-2
Mount	Single Bolt M10	Operating Temperatures	-40°C... +85°C (Overheat protected)

CONNECTORS



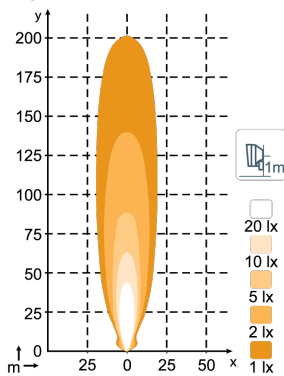
Built-in Deutsch DT-2 (2-pin)

KEY FEATURES

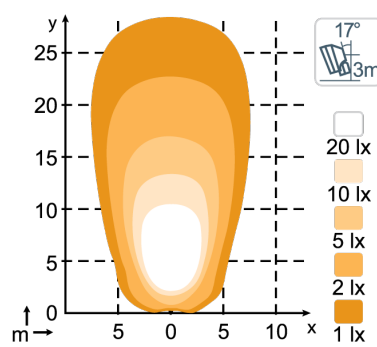
- Vibration- and shockresistant
- For harsh conditions
- Operational lumens output: 4400lm

LIGHT PATTERNS

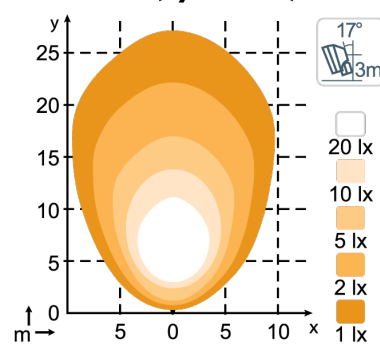
SCORPIUS PRO 445, 4400lm
High beam



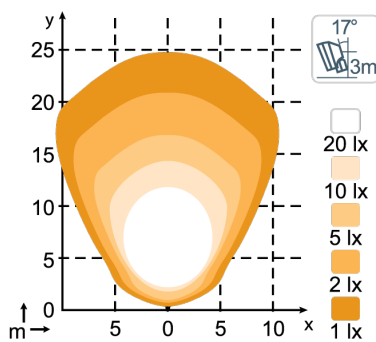
SCORPIUS PRO 445, 4400lm
Flood



SCORPIUS PRO 445, 4400lm
Wide Flood (Symmetric)



SCORPIUS PRO 445, 4400lm
Wide Flood (Asymmetric)



DRAWINGS

